


Feed through terminals • PE terminals • Double level terminals

ZDU 1.5
ZDU 1.5 3AN
ZDU 1.5 4AN
ZPE 1.5
ZPE 1.5 3AN
ZPE 1.5 4AN
ZDK 1.5
ZDK 1.5 PE

Mounted on TS 35 rails
according to DIN EN 50022

The known utilities are:



- Width: 3.5 mm
- Slimmest terminal on the market
- Saves space on the mounting rail:
142 terminals can be snapped on to
500 mm of mounting rail, instead of
just 100 when 5 mm wide
- TOP tension clamp technology
- 2 cross-connection channels
per terminal
- Wemid
- Marking central and on side,
up to 8 digits
- Potential distribution is easy

United States

Weidmüller Inc.
821 Southlake Blvd.
Richmond, Virginia 23236
Telephone: (800) 849-9343
Facsimile: (804) 379-2593
Email: info@weidmuller.com
Website: www.weidmuller.com

Canada

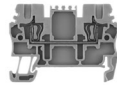
Weidmüller Ltd.
10 Spy Court
Markham, Ontario L3R 5H6
Telephone: (800) 268-4080
Facsimile: (905) 475-2798
Email: info1@weidmuller.ca
Website: www.weidmuller.ca

Mexico

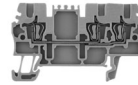
Weidmüller, S.A. de C.V.
5 Sur No. 4311
Col. Huexotitla
72534 Puebla, Pue. Mexico
Telephone: (22) 37 2549
Facsimile: (22) 43 1981
Email: weidmull@acnet.net

Feed-through terminals


ZDU 1.5



ZDU 1.5/3 AN



ZDU 1.5/4 AN



Dimensions

Width/length/height (mm)	With TS 35 x 7.5 Ω
Insulation stripping length	mm

VDE rated data, 0611 Part 1/IEC 60 947-7-1

Rated voltage/rated current/rated cross-section	
Rated impulse voltage/pollution severity	

Further technical data

Clampable conductor:	
Solid H07V-U	mm ²
Flexible H07V-K	mm ²
„f“ with wire-end ferrules according to DIN 46 228/1*	mm ²
„f“ with wire-end ferrules with plastic collars*	mm ²
Max. clamping range in mm ² Plug gauge to IEC 60 947-1	Size
Continuous current rating of cross-connection, 2-pole	A
Continuous current rating of cross-connection, multi-pole	A

UL/CSA rated data

Voltage/current/conductor size	UL
Voltage/current/conductor size	CSA

Ordering data

Version

Beige Wemid
Blue Wemid
Orange PA

3.5/51.5/37	10	0.5...1.5	0.5...1.5	0.5...1.5	0.5	0.08...1.5	B1	17.5	17.5
Type	Cat. No.	Qty.	Type	Cat. No.	Qty.	Type	Cat. No.	Qty.	Type
ZDU 1.5	1775480000	100	ZDU 1.5 3AN	1775530000	100	ZDU 1.5 3AN/BL	1775540000	100	ZDU 1.5 3AN/OR
ZDU 1.5 BL	1775490000	100	ZDU 1.5 4AN	1775580000	100	ZDU 1.5 4AN/BL	1775600000	100	ZDU 1.5 4AN/OR
ZDU 1.5 OR	1775500000	100	ZDU 1.5 4AN/OR	1775610000	100				

3.5/63.5/37	10	0.5...1.5	0.5...1.5	0.5...1.5	0.5	0.08...1.5	B1	17.5	17.5
Type	Cat. No.	Qty.	Type	Cat. No.	Qty.	Type	Cat. No.	Qty.	Type
ZDU 1.5 3AN	1775530000	100	ZDU 1.5 4AN	1775580000	100	ZDU 1.5 4AN/BL	1775600000	100	ZDU 1.5 4AN/OR
ZDU 1.5 3AN/BL	1775540000	100	ZDU 1.5 4AN/OR	1775610000	100				
ZDU 1.5 3AN/OR	1775550000	100							

3.5/75.5/37	10	0.5...1.5	0.5...1.5	0.5...1.5	0.5	0.08...1.5	B1	17.5	17.5
Type	Cat. No.	Qty.	Type	Cat. No.	Qty.	Type	Cat. No.	Qty.	Type
ZDU 1.5 4AN	1775580000	100	ZDU 1.5 4AN/BL	1775600000	100	ZDU 1.5 4AN/OR	1775610000	100	
ZDU 1.5 4AN/BL	1775600000	100							
ZDU 1.5 4AN/OR	1775610000	100							

End plate/partition

Version

Thick. ZAP/TW 1.5/2AN = 2 mm	Beige Wemid
	Blue Wemid
	Orange PA

Cross-connection

ZQV



ZQV 1.5/2	1776120000	60
ZQV 1.5/3	1776130000	60
ZQV 1.5/4	1776140000	60
ZQV 1.5/5		20
ZQV 1.5/6		20
ZQV 1.5/7		20
ZQV 1.5/8		20
ZQV 1.5/9		20
ZQV 1.5/10	1776200000	20

ZQV 1.5/2	1776120000	60
ZQV 1.5/3	1776130000	60
ZQV 1.5/4	1776140000	60
ZQV 1.5/5		20
ZQV 1.5/6		20
ZQV 1.5/7		20
ZQV 1.5/8		20
ZQV 1.5/9		20
ZQV 1.5/10	1776200000	20

ZQV 1.5/2	1776120000	60
ZQV 1.5/3	1776130000	60
ZQV 1.5/4	1776140000	60
ZQV 1.5/5		20
ZQV 1.5/6		20
ZQV 1.5/7		20
ZQV 1.5/8		20
ZQV 1.5/9		20
ZQV 1.5/10	1776200000	20

Test adapter

Version



Without stud
With stud

ZTA 5	1776210000	25
ZTA 5/ZA	1776220000	25

ZTA 5	1776210000	25
ZTA 5/ZA	1776220000	25

ZTA 5	1776210000	25
ZTA 5/ZA	1776220000	25

Screwdriver

SD 0.4 x 2.0 x 60



SD	9037160000	1
ZBW 1/3.5	1781930000	1

SD	9037160000	1
ZBW 1/3.5	1781930000	1

SD	9037160000	1
ZBW 1/3.5	1781930000	1

Cover

ZAD

Group marking

ZGB		
ESO	Blank snap-on tag	
STR	Transparent protective cover	

Reducing sleeves***

Color

ZRH for wires 0.13...0.2 mm ²	White
--	-------

ZAD 7/4	1781940000	20
ZGB 30/35	1778290000	20
ESO 7	1607720000	240
STR 7	0515300000	20

ZAD 7/4	1781940000	20
ZGB 30/35	1778290000	20
ESO 7	1607720000	240
STR 7	0515300000	20

ZAD 7/4	1781940000	20
ZGB 30/35	1778290000	20
ESO 7	1607720000	240
STR 7	0515300000	20

ZRH 1.5 S/1	1781950000	100
-------------	------------	-----

ZRH 1.5 S/1	1781950000	100
-------------	------------	-----

ZRH 1.5 S/1	1781950000	100
-------------	------------	-----

Marking tags



DEK	Blank
	Special print


DEK 5/3.5	1755270000	500
WS 10/3.5	1670290000	500
WS 12/3.5	1778270000	500
WS 12/3.5	1778290000	

DEK 5/3.5	1755270000	500
WS 10/3.5	1670290000	500
WS 12/3.5	1778270000	500
WS 12/3.5	1778290000	


DEK 5/3.5	1755270000	500
WS 10/3.5	1670290000	500
WS 12/3.5	1778270000	500
WS 12/3.5	1778290000	

PE terminals


ZPE 1.5



ZPE 1.5/3 AN



ZPE 1.5/4 AN



Dimensions

Width/length/height (mm)	With TS 35 x 7.5 Ω
Insulation stripping length	mm

3.5/54.5/37
10

3.5/63.5/37
10

3.5/75.5/37
10

Rated data IEC 60 947-7-2

Rated voltage/rated current at PEN/ rated cross-section
 Rated voltage/rated impulse voltage/pollution severity according to VDE 0110/1.89 to neighboring terminal

- V/- A/1.5 mm ²
500 V/6 kV/3

- V/- A/1.5 mm ²
500 V/6 kV/3

- V/- A/1.5 mm ²
500 V/6 kV/3

Further technical data

Clampable conductor:	
Solid H07V-U	mm ²
Stranded Ho7V-K	mm ²
Flexible H07V-K	mm ²
With wire-end ferrules according to DIN 46 228/1*	mm ²
With wire-end ferrules with plastic collars*	mm ²
Max. clamping range in mm ² Plug gauge to IEC 60 947-1	Size

0.5...1.5	B1
0.5...1.5	
0.5...1.5	
0.5...1.5	
0.5	
0.08...1.5	B1

0.5...1.5	B1
0.5...1.5	
0.5...1.5	
0.5...1.5	
0.5	
0.08...1.5	B1

0.5...1.5	B1
0.5...1.5	
0.5...1.5	
0.5...1.5	
0.5	
0.08...1.5	B1

UL/CSA rated data

Voltage/current/conductor size	UL
Voltage/current/conductor size	CSA

-V/A/28...16 AWG
-V/A/28...16 AWG

-V/A/28...16 AWG
-V/A/28...16 AWG

-V/A/28...16 AWG
-V/A/28...16 AWG

Ordering data

Version

Green/yellow Wemid

Type	Cat. No.	Qty.
ZPE 1.5	1775510000	100

Type	Cat. No.	Qty.
ZPE 1.5/3AN	1775560000	100

Type	Cat. No.	Qty.
ZPE 1.5/4AN	1775620000	100

End plate/partition

Version

Thickness ZAP/TW 1.5/2AN = 2 mm Beige



ZAP/TW1.5/2	1776030000	50
-------------	-------------------	----

ZAP/TW1.5/3	1776060000	50
-------------	-------------------	----

ZAP/TW1.5/4	1776090000	50
-------------	-------------------	----

Support block

SH

For insulation of mounting rails in insulated-earth installations



SH 2	0494920000	10
------	-------------------	----

SH 2	0494920000	10
------	-------------------	----

SH 2	0494920000	10
------	-------------------	----

Test adapter

Version

Without studs
 With studs



ZTA 5	1776210000	25
ZTA 5/ZA	1776220000	25

ZTA 5	1776210000	25
ZTA 5/ZA	1776220000	25

ZTA 5	1776210000	25
ZTA 5/ZA	1776220000	25

Screwdriver

SD 0.4 x 2.0 x 60



SD	9037160000	1
ZBW 1/3.5	1781930000	1

SD	9037160000	1
ZBW 1/3.5	1781930000	1

SD	9037160000	1
ZBW 1/3.5	1781930000	1

Group marking

ZGB	Blank snap-on tag	Transparent protective cover
ESO		
STR		



ZGB 30/3.5	1778290000	20
ESO 7	1607720000	240
STR 7	0515300000	20

ZGB 30/3.5	1778290000	20
ESO 7	1607720000	240
STR 7	0515300000	20

ZGB 30/3.5	1778290000	20
ESO 7	1607720000	240
STR 7	0515300000	20

Reducing sleeves

ZRH for wires 0.13...0.2 mm² White



ZRH 1.5 S/1	1781950000	100
-------------	-------------------	-----

ZRH 1.5 S/1	1781950000	100
-------------	-------------------	-----

ZRH 1.5 S/1	1781950000	100
-------------	-------------------	-----

Marking tags

DEK	Blank
Special print	




DEK5/3.5	1755270000	500
WS10/3.5	1670290000	500
WS12/3.5	1778270000	500
WS12/3.5	1778290000	

DEK5/3.5	1755270000	500
WS10/3.5	1670290000	500
WS12/3.5	1778270000	500
WS12/3.5	1778290000	

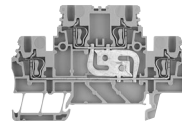
DEK5/3.5	1755270000	500
WS10/3.5	1670290000	500
WS12/3.5	1778270000	500
WS12/3.5	1778290000	

Double terminals


ZDK 1.5



ZDK 1.5 V



ZDK 1.5 PE



Dimensions

Width/length/height (mm)	with TS 35 x 7.5 Ω
Insulation stripping length	mm

VDE rated data, 0611 Part 1/IEC 60 947-7-1

Rated voltage/rated current/rated cross-section	
Rated impulse voltage/pollution severity	

Further technical data

Clampable conductor:	
Solid H07V-U	mm ²
Flexible H07V-K	mm ²
„f“ with wire-end ferrules according to DIN 46 228/1*	mm ²
„f“ with wire-end ferrules with plastic collars*	mm ²
Max. clamping range in mm ² Plug gauge to IEC 60 947-1 Size	
Continuous current rating of cross-connection, 2-pole	A
Continuous current rating of cross-connection, multi-pole	A

UL/CSA rated data

Voltage/current/conductor size	UL
Voltage/current/conductor size	CSA

Ordering data

Version

Beige Wemid
Blue Wemid
Orange PA

End plate/partition

Version

Thick. ZAP/TW 1.5/2AN = 2 mm	Beige
	Blue Wemid
	Orange PA

Cross Connection

ZQV	

Test adapter

Version

	Without stud
	With stud

Screwdriver

SD 0.4 x 2.0 x 60	

Cover

ZAD	
-----	--

Group marking

ZGB	
ESO	Blank snap-on tag
STR	Transparent protective cover

Reducing sleeves

Color

ZRH for wires 0.13...0.2 mm ²	White
	Grey

Marking tags

	DEK	Blank
		Special print

3.5/75/50
10

500/17.5/7/1.5 mm ²
6 kV/3

0.5...1.5	
0.5...1.5	
0.5...1.5	
0.5	
0.08...1.5	B1
17.5	
17.5	

Pending
Pending

Type	Cat. No.	Qty
ZDK 1.5	1791100000	60
ZDK 1.5 BL	1791110000	50

ZAP/TW/ZDK 1.5	1791160000	20
ZAP/TW/ZDK 1.5 BL	1791170000	20
ZAP/TW/ZDK 1.5 OR	1791180000	20

ZQV 1.5/2	1776120000	60
ZQV 1.5/3	1776130000	60
ZQV 1.5/4	1776140000	60
ZQV 1.5/5	1776150000	60

ZTA 5	1776210000	25
ZTA 5/ZA	1776220000	25

SD	9037160000	1
ZBW 1/3.5	1781930000	1

ZAD 7/4	1781940000	20
---------	------------	----

ZGB 30/35	1778290000	20
ESO 7	1607720000	240
STR 7	0515300000	20

ZRH 1.5 S/1	1781950000	100
ZRH 1.5 S/2	1781960000	100

DEK 5/3.5	1755270000	500
WS 10/3.5	1670290000	500
WS 12/3.5	1778270000	500
WS 12/3.5	1778280000	

3.5/75/50
10

500/17.5/7/1.5 mm ²
6 kV/3

0.5...1.5	
0.5...1.5	
0.5...1.5	
0.5	
0.08...1.5	B1
17.5	
17.5	

Pending
Pending

Type	Cat. No.	Qty
ZDK 1.5 V	1791130000	50
ZDK 1.5 V BL	1791140000	50

ZAP/TW/ZDK 1.5	1791160000	20
ZAP/TW/ZDK 1.5 BL	1791170000	20
ZAP/TW/ZDK 1.5 OR	1791180000	20

ZQV 1.5/2	1776120000	60
ZQV 1.5/3	1776130000	60
ZQV 1.5/4	1776140000	60
ZQV 1.5/5	1776150000	60

ZTA 5	1776210000	25
ZTA 5/ZA	1776220000	25

SD	9037160000	1
ZBW 1/3.5	1781930000	1

ZAD 7/4	1781940000	20
---------	------------	----

ZGB 30/35	1778290000	20
ESO 7	1607720000	240
STR 7	0515300000	20

ZRH 1.5 S/1	1781950000	100
ZRH 1.5 S/2	1781960000	100

DEK 5/3.5	1755270000	500
WS 10/3.5	1670290000	500
WS 12/3.5	1778270000	500
WS 12/3.5	1778280000	

3.5/75/50
10

500/-/1.5 mm ²
6 kV/3

0.5...1.5	
0.5...1.5	
0.5...1.5	
0.5	
0.08...1.5	B1
17.5	
17.5	

Pending
Pending

Type	Cat. No.	Qty
ZDK 1.5 PE	1791150000	50

ZAP/TW/ZDK 1.5	1791160000	20
ZAP/TW/ZDK 1.5 BL	1791170000	20
ZAP/TW/ZDK 1.5 OR	1791180000	20

ZQV 1.5/2	1776120000	60
ZQV 1.5/3	1776130000	60
ZQV 1.5/4	1776140000	60
ZQV 1.5/5	1776150000	60

ZTA 5	1776210000	25
ZTA 5/ZA	1776220000	25

SD	9037160000	1
ZBW 1/3.5	1781930000	1

ZAD 7/4	1781940000	20
---------	------------	----

ZGB 30/35	1778290000	20
ESO 7	1607720000	240
STR 7	0515300000	20

ZRH 1.5 S/1	1781950000	100
ZRH 1.5 S/2	1781960000	100

DEK 5/3.5	1755270000	500
WS 10/3.5	1670290000	500
WS 12/3.5	1778270000	500
WS 12/3.5	1778280000	